

NOW'S YOUR CHANCE

Can you **BELIEVE**
that it is time
to prepare for your child's **senior yearbook?**

The 2019 Winchester HS yearbook staff wants to help you through the details of making this year's book perfect for your senior. Check out the following things to think about!

- 1. Order your yearbook.** Our order form is contained in this packet, and you may order by January 14, 2019 either online or by check. You'll receive emails about the opportunity to purchase the yearbook online as well!
.....
- 2. Take your senior portrait.** The deadline for submitting your picture for the book is October 27, 2018. More info is on our website: winchesteryearbook.jimdo.com
.....
- 3. Submit your parent congratulatory senior ad** for the yearbook. Follow the instructions provided on this order form. You'll be emailing your content to: **winchesterseniorads@gmail.com**. Our deadline for parent ads is October 27, 2018. If you miss this deadline, we will do our best to accommodate your ad, but you must also include a \$25 late fee in your payment. Don't miss out on this WHS senior tradition!
.....
- 4. Lastly, consider sharing photos** with us! If you attend school events, games, field trips, or anything involving life at WHS, we'd love to consider your pictures for our book. Here's how: Go to www.hjeshare.com and enter school code "winchester" Follow the easy instructions for "uploading" your photos to our yearbook site! Thanks!!! **QUESTIONS about anything? Email us at yearbook.winchester@gmail.com**

WHS senior ads YEARBOOK



The 2019 Winchester High School yearbook staff wants to help you through the details of making this year's book perfect for your senior.

First up, plan your graduate's senior ad!

Please submit **ALL** content (text, pictures & payment!) by **October 27th!**

Two ways to order your senior ad for the yearbook:

Option 1. Check out the attached page for a **SUPER EASY collage making website**: For \$2.99 you can build a really funky collage that you will then email to us (and physically mail us your check for payment.) Just follow the easy step-by-step directions we've provided and email us your final ad file to **winchesterseniorads@gmail.com!** We highly encourage you do use this site for your ad: It's easiest for all involved, allows you full control over your ad, and it's high-resolution quality.

Option 2: Email us your pictures & text, and physically mail your check for payment. We will assemble your ad based on the ingredients you provide in your email. For full page ads, submit between 1-8 photos. For 1/2 page, 1-6 photos. For 1/4 page, 1-3 photos. Don't forget to include a message for the ad itself! Email all content to: **winchesterseniorads@gmail.com.**

Ad Information: Choose Your Size!

Full Page:	Color - \$350
1/2 Page:	Color - \$240
1/4 Page:	Color - \$145

Payment & Deadline - October 27, 2018

If emailing us your design, please mail us your check for the appropriate amount (payable to Winchester HS Yearbook).

SPACE IS SOLD ON A FIRST-COME, FIRST-SERVE BASIS

Winchester High School
 Attn: Yearbook Ads
 80 Skillings Rd.
 Winchester, MA 01890

- When you email an ad to us, please tell us what size it is.

- Please do not send us multiple emails with your content. It's very hard to track, and it's how errors happen. Please send ONE email with your pictures attached and your ad text included.

- Please be sure that you have proofed your ad text carefully. We submit our pages for printing throughout the year and often can't reach back to correct something for you. Check and double check everything you've typed.

- Making your ad professionally? Set the minimum resolution at your chosen size to 300dpi.

- All ads will be kept secret until the yearbooks are distributed in the spring. Questions? Contact us at **yearbook.winchester@gmail.com**

create your own CUSTOM SENIOR AD!

give this a try!

We discovered a great collage-making website called postermywall.com that allows you to build high resolution collage pages filled with as many pictures as you wish. For \$2.99 you can download a high-res version of your design and simply send it to us! You can go to this website and build your design for free; you only buy it if you like it! Give yourself a few minutes to play around with the dragging of photos and the manipulation of text, and you'll be amazed at what you can do. And once you've built the ad that you like, simply pay for the \$2.99 version of it and give that to us! Let us walk you through getting started - and then you can play to your heart's content!

1 Go to www.postermywall.com and click on "Create A Design" on the homescreen.



2 Choose the option to begin with a "Blank Canvas" template.



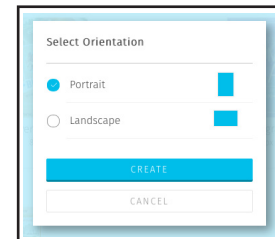
3 Decide what size you would like your ad to be and select the appropriate design type.

- Full Page - Select FLYER
- Half Page - Select POSTER
- Quarter Page - Select FLYER

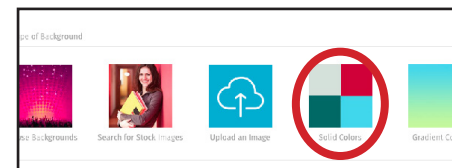


4 This step is CRITICAL. Indicate whether your space needs to be portrait or landscape:

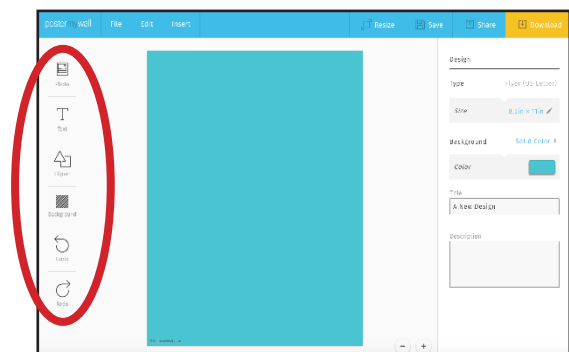
- Full Page - Select PORTRAIT
- Half Page - Select LANDSCAPE
- Quarter Page - Select PORTRAIT



5 After you have chosen the orientation of your ad, choose the background color by selecting "Solid Colors". Pick your color and hit "Apply". No need to stress about this color now, you can always change it while you are designing your ad.



6 Now you're ready to create. Click on "Photo" or "Text" to add items to your page. You can also choose the "Background" button to change the background color of your ad. Get playing and have fun!



7 When you are done, purchase the \$2.99 ad. You'll see a "Download" button. Download this file and attach it to an email to winchesterseniorads@gmail.com. Mail us your check for payment for the ad space.